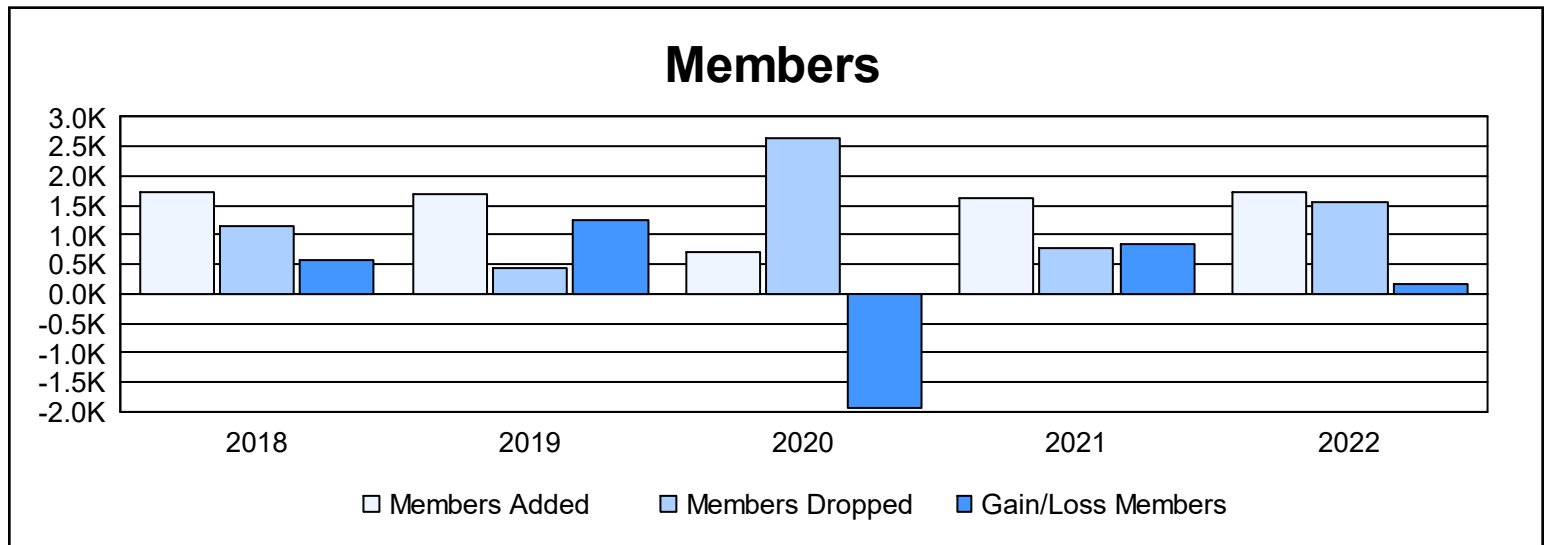
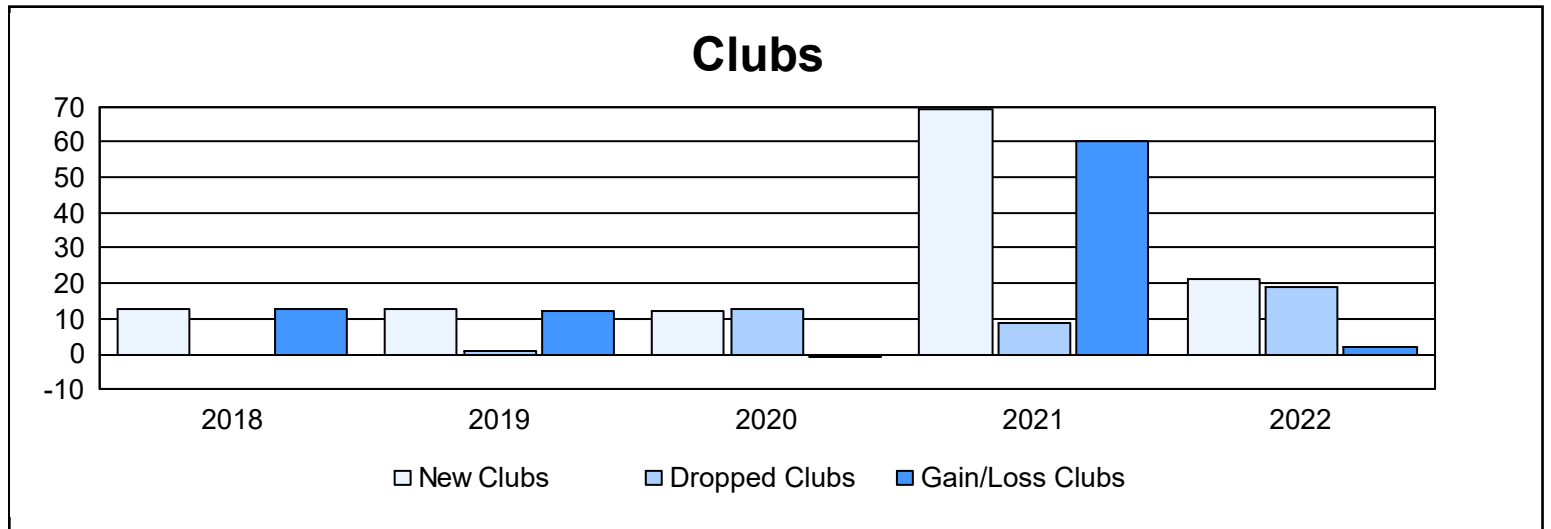
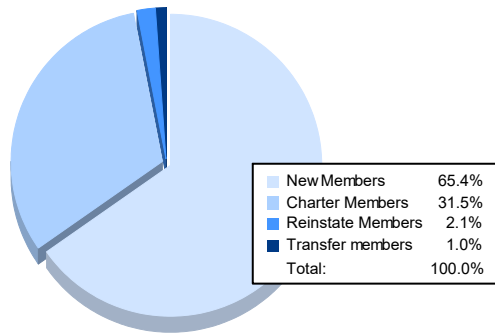


Year	New Clubs	Dropped Clubs	Gain/ Loss Clubs	New Members	Charter Members	Reinstate Members	Transfer Members	Total Member Added	Total Members Dropped	Gain/ Loss Members
2017-2018	13	0	13	1,313	308	91	16	1,728	1,163	565
2018-2019	13	1	12	1,191	460	27	8	1,686	433	1,253
2019-2020	12	13	-1	144	235	299	14	692	2,629	-1,937
2020-2021	69	9	60	362	1,243	25	3	1,633	789	844
2021-2022	21	19	2	1,123	541	36	18	1,718	1,548	170
<b>Average</b>	<b>26</b>	<b>8</b>	<b>17</b>	<b>827</b>	<b>557</b>	<b>96</b>	<b>12</b>	<b>1,491</b>	<b>1,312</b>	<b>179</b>



### Membership Composition June 2022 Cumulative



### Gender Composition June 2022 Cumulative

